


How to Rebuild Ford Power Stroke Diesel Engines: 1994-2007



Ford Power Stroke diesel engines are known for their reliability and power, but even the best engines need maintenance and repairs over time. If your Power Stroke engine is starting to show its age, or if you're simply looking to get the most out of it, then a rebuild may be the best option.

Rebuilding a diesel engine can be a daunting task, but it's not impossible. With the right tools, knowledge, and patience, you can rebuild your Power Stroke engine and get it running like new.



How to Rebuild Ford Power Stroke Diesel Engines

1994-2007 (Workbench How to) by Bob McDonald

★★★★☆ 4.5 out of 5

Language : English
File size : 25937 KB
Text-to-Speech : Enabled
Screen Reader : Supported
Enhanced typesetting : Enabled
Print length : 146 pages



This guide will provide you with everything you need to know to rebuild your Ford Power Stroke diesel engine, from disassembly to reassembly. We'll cover every step in detail, with clear instructions and high-quality images.

Tools and Equipment

Before you start rebuilding your engine, you'll need to gather the necessary tools and equipment. Here's a list of the essential items you'll need:

* Socket set * Wrench set * Screwdriver set * Hammer * Punch * Puller * Gasket scraper * Engine stand * Engine hoist * Torque wrench

In addition to the basic tools, you may also need some specialized tools, such as:

* Piston ring compressor * Valve spring compressor * Crankshaft turning tool

If you don't have all of the necessary tools, you can rent them from a local auto parts store or tool rental shop.

Safety Precautions

Before you start working on your engine, it's important to take some safety precautions:

* Wear gloves and safety glasses. * Disconnect the battery. * Allow the engine to cool down before working on it. * Use caution when lifting heavy components. * Follow all safety instructions carefully.

Disassembly

The first step in rebuilding your engine is to disassemble it. This involves removing all of the major components, including the cylinder head, pistons, crankshaft, and camshaft.

Here's a general overview of the disassembly process:

1. Remove the valve covers.
2. Remove the intake and exhaust manifolds.
3. Remove the cylinder head bolts and lift off the cylinder head.
4. Remove the piston pins and pistons.
5. Remove the crankshaft bolts and lift out the crankshaft.
6. Remove the camshaft.

Once you have disassembled the engine, you can clean all of the components and inspect them for wear or damage.

Inspection

Once you have disassembled the engine, it's important to inspect all of the components carefully. This will help you identify any parts that need to be replaced or repaired.

Here are some of the things you should look for when inspecting your engine components:

* Cracks or damage to the cylinder head, block, or crankshaft * Worn or damaged piston rings * Worn or damaged bearings * Leaking gaskets or seals

If you find any damaged or worn components, you will need to replace them before reassembling the engine.

Reassembly

Once you have inspected all of the components and replaced any damaged parts, you can reassemble the engine. The reassembly process is essentially the reverse of the disassembly process.


Here's a general overview of the reassembly process:

1. Install the camshaft.
2. Install the crankshaft and torque the bolts to the specified torque.
3. Install the pistons and piston pins.
4. Install the cylinder head and torque the bolts to the specified torque.
5. Install the intake and exhaust manifolds.
6. Install the valve covers.

Once you have reassembled the engine, you can reconnect the battery and start it up. Be sure to check for any leaks or unusual noises before driving the vehicle.

Rebuilding a diesel engine is a challenging task, but it's also a rewarding one. By following the steps outlined in this guide, you can rebuild your Ford Power Stroke diesel engine and get it running like new.

If you have any questions or concerns, be sure to consult with a qualified mechanic.



How to Rebuild Ford Power Stroke Diesel Engines 1994-2007 (Workbench How to) by Bob McDonald


★★★★☆ 4.5 out of 5

Language : English
File size : 25937 KB
Text-to-Speech : Enabled
Screen Reader : Supported
Enhanced typesetting : Enabled
Print length : 146 pages



Unveiling the Timeless Allure of Danish Modern: Where Art Meets Design

Danish Modern: A Fusion of Art and Function In the annals of design history, Danish Modern stands as a testament to the enduring power of...



The Most Comprehensive PCOS Diet Cookbook for a Healthier You!

If you're one of the millions of women with PCOS, you know that managing your symptoms can be a challenge. But it doesn't have to be! This PCOS diet...