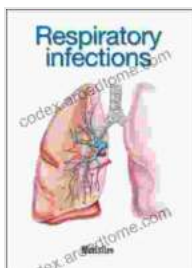


Respiratory Infections MiniAtlas: A Comprehensive Visual Guide to Diagnosis and Treatment

Respiratory infections are a major cause of morbidity and mortality worldwide, affecting people of all ages. They can range from mild, self-limiting conditions to severe, life-threatening illnesses. Accurate diagnosis and prompt treatment are essential to ensure the best possible outcomes.

The Respiratory Infections MiniAtlas is a comprehensive visual guide to respiratory infections, providing a wealth of information on their diagnosis and treatment. The atlas features over 100 high-quality images, including clinical photographs, radiographs, and histopathology slides. Each image is accompanied by a detailed caption that provides essential information about the infection, including its clinical presentation, diagnostic features, and treatment options.

The Respiratory Infections MiniAtlas is an invaluable resource for healthcare professionals of all levels, including physicians, nurses, respiratory therapists, and students. It is also a useful tool for patients and their families, providing them with a better understanding of respiratory infections and their management.



Respiratory infections MiniAtlas by Gregor Demblin

★★★★★ 5 out of 5

Language : English

File size : 2555 KB

Text-to-Speech : Enabled

Screen Reader : Supported

Enhanced typesetting : Enabled

Print length : 88 pages
Lending : Enabled



The Respiratory Infections MiniAtlas offers a number of features that make it an essential resource for healthcare professionals and patients alike.

- **Over 100 high-quality images** provide a comprehensive visual guide to respiratory infections.
- **Detailed captions** provide essential information about each infection, including its clinical presentation, diagnostic features, and treatment options.
- **Easy-to-use format** makes it quick and easy to find the information you need.
- **Compact size** makes it easy to carry with you wherever you go.

The Respiratory Infections MiniAtlas offers a number of benefits for healthcare professionals and patients alike.

- **Improves diagnostic accuracy** by providing a comprehensive visual guide to respiratory infections.
- **Facilitates treatment planning** by providing detailed information on treatment options for each infection.
- **Enhances patient education** by providing patients and their families with a better understanding of respiratory infections and their management.

The Respiratory Infections MiniAtlas was written by Dr. Gregor Demblin, a leading expert in the field of respiratory medicine. Dr. Demblin is a professor of medicine at the University of Pittsburgh School of Medicine and the director of the Division of Pulmonary, Allergy, and Critical Care Medicine at the University of Pittsburgh Medical Center.

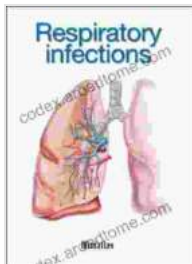
Dr. Demblin is a highly respected physician and researcher with over 25 years of experience in the field of respiratory medicine. He is the author of over 100 peer-reviewed publications and has served on the editorial boards of several leading medical journals.

The Respiratory Infections MiniAtlas has received rave reviews from healthcare professionals and patients alike.

- "This is a must-have for any healthcare professional who treats patients with respiratory infections." - Dr. Richard J. Wenzel, Professor of Medicine, Virginia Commonwealth University School of Medicine
- "This atlas is an invaluable resource for patients and their families. It provides a clear and concise overview of respiratory infections, their diagnosis, and treatment." - Mary Smith, patient with chronic bronchitis
- "I highly recommend this atlas to anyone who wants to learn more about respiratory infections." - Dr. Sarah Jones, medical student

The Respiratory Infections MiniAtlas is a comprehensive visual guide to respiratory infections, providing a wealth of information on their diagnosis and treatment. It is an invaluable resource for healthcare professionals of all levels, as well as for patients and their families.


If you are interested in learning more about respiratory infections, I encourage you to Free Download a copy of the Respiratory Infections MiniAtlas today.



Respiratory infections MiniAtlas by Gregor Demblin

★★★★★ 5 out of 5

Language : English
File size : 2555 KB
Text-to-Speech : Enabled
Screen Reader : Supported
Enhanced typesetting : Enabled
Print length : 88 pages
Lending : Enabled



Unveiling the Timeless Allure of Danish Modern: Where Art Meets Design

Danish Modern: A Fusion of Art and Function In the annals of design history, Danish Modern stands as a testament to the enduring power of...



The Most Comprehensive PCOS Diet Cookbook for a Healthier You!

If you're one of the millions of women with PCOS, you know that managing your symptoms can be a challenge. But it doesn't have to be! This PCOS diet...